

EJECUCION DEVENGADO VS MARCO PRESUPUESTAL - 2014

RECURSOS ORDINARIOS

| GRUPO GENERICO DE GASTOS | PIM | ENERO | FEBRERO | MARZO | ABRIL | MAYO | JUNIO | JULIO | AGOSTO | SEPTIEMBRE | OCTUBRE | NOVIEMBRE | DICIEMBRE | TOTAL DEVENGADO | SALDO | % de Avance |
|---|-------------------|---------------------|---------------------|---------------------|---------------------|---------------------|---------------------|-------------|-------------|-------------|-------------|-------------|-------------|----------------------|----------------------|-------------|
| 2.1 PERSONAL Y OBLIGACIONES SOCIALES | 15,473,954 | 1,316,957.31 | 1,225,020.14 | 1,331,803.69 | 1,217,834.30 | 1,226,826.67 | 1,200,809.09 | | | | | | | 7,519,251.20 | 7,954,702.80 | 0.49 |
| 2.2 PENSIONES Y OTRAS | 1,460,883 | 144,721.57 | 137,391.00 | 172,246.40 | 102,321.57 | 102,460.05 | 98,933.04 | | | | | | | 758,073.63 | 702,809.37 | 0.52 |
| 2.3 BIENES Y SERVICIOS | 7,844,050 | 388,946.24 | 628,493.23 | 409,452.46 | 648,734.53 | 505,490.51 | 1,009,242.46 | | | | | | | 3,590,359.43 | 4,253,690.57 | 0.46 |
| 2.5 OTROS GASTOS | 5,405 | 0.00 | 0.00 | 0.00 | 0.00 | 0.00 | 0.00 | | | | | | | 0.00 | 5,405.00 | 0.00 |
| 2.6 ADQUISICION DE ACTIVOS NO FINANCIEROS | 18,364,306 | 0.00 | 5,000.00 | 82,883.42 | 203,460.99 | 502,375.58 | 663,398.60 | | | | | | | 1,457,118.59 | 16,907,187.41 | 0.08 |
| TOTAL | 43,148,598 | 1,850,625.12 | 1,995,904.37 | 1,996,385.97 | 2,172,351.39 | 2,337,152.81 | 2,972,383.19 | 0.00 | 0.00 | 0.00 | 0.00 | 0.00 | 0.00 | 13,324,802.85 | 29,823,795.15 | 0.31 |

RECURSOS DIRECTAMENTE RECAL

| GRUPO GENERICO DE GASTOS | PIM | ENERO | FEBRERO | MARZO | ABRIL | MAYO | JUNIO | JULIO | AGOSTO | SEPTIEMBRE | OCTUBRE | NOVIEMBRE | DICIEMBRE | TOTAL DEVENGADO | SALDO | % de Avance |
|---|------------------|-----------------|------------------|------------------|------------------|-------------------|-------------------|-------------|-------------|-------------|-------------|-------------|-------------|-------------------|---------------------|-------------|
| 2.1 PERSONAL Y OBLIGACIONES SOCIALES | 1,494,895 | 1,605.00 | 105.00 | 105.00 | 14,343.00 | 62,595.00 | 80,724.00 | | | | | | | 159,477.00 | 1,335,418.00 | 0.11 |
| 2.3 BIENES Y SERVICIOS | 2,492,127 | 3,651.00 | 55,827.56 | 52,703.52 | 11,080.78 | 79,359.55 | 125,445.12 | | | | | | | 328,067.53 | 2,164,059.47 | 0.13 |
| 2.5 OTROS GASTOS | 167,558 | 0.00 | 0.00 | 0.00 | 0.00 | 0.00 | 102,978.91 | | | | | | | 102,978.91 | 64,579.09 | 0.00 |
| 2.6 ADQUISICION DE ACTIVOS NO FINANCIEROS | 1,038,547 | 0.00 | 0.00 | 0.00 | 0.00 | 0.00 | | | | | | | | 0.00 | 1,038,547.00 | 0.00 |
| TOTAL | 5,193,127 | 5,256.00 | 55,932.56 | 52,808.52 | 25,423.78 | 141,954.55 | 309,148.03 | 0.00 | 0.00 | 0.00 | 0.00 | 0.00 | 0.00 | 590,523.44 | 4,602,603.56 | 0.11 |

DONACIONES Y TRANSFERENCIA

| GRUPO GENERICO DE GASTOS | PIM | ENERO | FEBRERO | MARZO | ABRIL | MAYO | JUNIO | JULIO | AGOSTO | SEPTIEMBRE | OCTUBRE | NOVIEMBRE | DICIEMBRE | TOTAL DEVENGADO | SALDO | % de Avance |
|--------------------------|----------|-------------|-------------|-------------|-------------|-------------|-------------|-------------|-------------|-------------|-------------|-------------|-------------|-----------------|-------------|-------------|
| 2.3 BIENES Y SERVICIOS | 0 | 0.00 | 0.00 | 0.00 | 0.00 | 0.00 | 0.00 | 0.00 | 0.00 | 0.00 | 0.00 | 0.00 | 0.00 | 0.00 | 0.00 | 0.00 |
| TOTAL | 0 | 0.00 | 0.00 | 0.00 | 0.00 | 0.00 | 0.00 | 0.00 | 0.00 | 0.00 | 0.00 | 0.00 | 0.00 | 0.00 | 0.00 | 0.00 |

| | | | | | | | | | | | | | | | | |
|----------------------------|-------------------|---------------------|---------------------|---------------------|---------------------|---------------------|---------------------|-------------|-------------|-------------|-------------|-------------|-------------|----------------------|----------------------|-------------|
| TOTAL A TODA FUENTE | 48,341,725 | 1,855,881.12 | 2,051,836.93 | 2,049,194.49 | 2,197,775.17 | 2,479,107.36 | 3,281,531.22 | 0.00 | 0.00 | 0.00 | 0.00 | 0.00 | 0.00 | 13,915,326.29 | 34,426,398.71 | 0.29 |
|----------------------------|-------------------|---------------------|---------------------|---------------------|---------------------|---------------------|---------------------|-------------|-------------|-------------|-------------|-------------|-------------|----------------------|----------------------|-------------|

J. J. J.
 C. Adm. Juana Rosa Sotelo Sánc.
 Jefa de Equipo de Presupuesto
 Oficina Ejecutiva de Planeamiento Estratégico
 INSTITUTO NACIONAL DE REHABILITACIÓN
 "Dra. Adriana Rebaza Flores"


Luisa Hilda Vera Cárdenas
 Ing. Econ. Luisa Hilda Vera Cárdenas
 C.I.P. 108010
 Directora Ejecutiva
 Oficina Ejecutiva de Planeamiento Estratégico
 INSTITUTO NACIONAL DE REHABILITACIÓN
 "DRA. ADRIANA REBAZA FLORES"
 AMISTAD PERÚ - JAPÓN

DEVENGADOS Vs MARCO PRESUPUESTAL - 2014
(EN NUEVOS SOLES)

SECTOR : 11 SALUD
PLIEGO : 011 M. DE SALUD
EJECUTORA : 009 INSTITUTO NACIONAL DE REHABILITACION [000125]

M E N S U A L I Z A D O

| FF | CATEGORIA GENERICA | PIM | ENE | FEB | MAR | ABR | MAY | JUN | JUL | AGO | SET | OCT | NOV | DIC | TOTAL DEVENGADOS | SALDO |
|---|---------------------------|-------------------|---------------------|---------------------|---------------------|---------------------|---------------------|---------------------|-------------|-------------|-------------|-------------|-------------|-------------|----------------------|----------------------|
| 1 RECURSOS ORDINARIOS | | | | | | | | | | | | | | | | |
| EN2.1 | PERSONAL Y OBLIGACIONES | 15,473,954 | 1,316,957.31 | 1,225,020.14 | 1,331,803.69 | 1,217,834.30 | 1,226,826.67 | 1,200,809.09 | 0.00 | 0.00 | 0.00 | 0.00 | 0.00 | 0.00 | 7,519,251.20 | 7,954,702.80 |
| EN2.2 | PENSIONES Y OTRAS | 1,460,883 | 144,721.57 | 137,391.00 | 172,246.40 | 102,321.57 | 102,460.05 | 98,933.04 | 0.00 | 0.00 | 0.00 | 0.00 | 0.00 | 0.00 | 758,073.63 | 702,809.37 |
| EN2.3 | BIENES Y SERVICIOS | 7,844,050 | 388,946.24 | 628,493.23 | 409,452.46 | 648,734.53 | 505,490.51 | 1,009,242.46 | 0.00 | 0.00 | 0.00 | 0.00 | 0.00 | 0.00 | 3,590,359.43 | 4,253,690.57 |
| EN2.5 | OTROS GASTOS | 5,405 | 0.00 | 0.00 | 0.00 | 0.00 | 0.00 | 0.00 | 0.00 | 0.00 | 0.00 | 0.00 | 0.00 | 0.00 | 0.00 | 5,405.00 |
| EN2.6 | ADQUISICION DE ACTIVOS NO | 18,364,306 | 0.00 | 5,000.00 | 82,883.42 | 203,460.99 | 502,375.58 | 663,398.60 | 0.00 | 0.00 | 0.00 | 0.00 | 0.00 | 0.00 | 1,457,118.59 | 16,907,187.41 |
| PARCIAL FTE | 1 | 43,148,598 | 1,850,625.12 | 1,995,904.37 | 1,996,385.97 | 2,172,351.39 | 2,337,152.81 | 2,972,383.19 | 0.00 | 0.00 | 0.00 | 0.00 | 0.00 | 0.00 | 13,324,802.85 | 29,823,795.15 |
| 2 RECURSOS DIRECTAMENTE RECAUDADOS | | | | | | | | | | | | | | | | |
| EN2.1 | PERSONAL Y OBLIGACIONES | 1,494,895 | 1,605.00 | 105.00 | 105.00 | 14,343.00 | 62,595.00 | 80,724.00 | 0.00 | 0.00 | 0.00 | 0.00 | 0.00 | 0.00 | 159,477.00 | 1,335,418.00 |
| EN2.3 | BIENES Y SERVICIOS | 2,492,127 | 3,651.00 | 55,827.56 | 52,703.52 | 11,080.78 | 79,359.55 | 125,445.12 | 0.00 | 0.00 | 0.00 | 0.00 | 0.00 | 0.00 | 328,067.53 | 2,164,059.47 |
| EN2.5 | OTROS GASTOS | 167,558 | 0.00 | 0.00 | 0.00 | 0.00 | 0.00 | 102,978.91 | 0.00 | 0.00 | 0.00 | 0.00 | 0.00 | 0.00 | 102,978.91 | 64,579.09 |
| EN2.6 | ADQUISICION DE ACTIVOS NO | 1,038,547 | 0.00 | 0.00 | 0.00 | 0.00 | 0.00 | 0.00 | 0.00 | 0.00 | 0.00 | 0.00 | 0.00 | 0.00 | 0.00 | 1,038,547.00 |
| PARCIAL FTE | 2 | 5,193,127 | 5,256.00 | 55,932.56 | 52,808.52 | 25,423.78 | 141,954.55 | 309,148.03 | 0.00 | 0.00 | 0.00 | 0.00 | 0.00 | 0.00 | 590,523.44 | 4,602,603.56 |
| TOTAL EJECUTORA | | 48,341,725 | 1,855,881.12 | 2,051,836.93 | 2,049,194.49 | 2,197,775.17 | 2,479,107.36 | 3,281,531.22 | 0.00 | 0.00 | 0.00 | 0.00 | 0.00 | 0.00 | 13,915,326.29 | 34,426,398.71 |


Lic. Adm. Juana Rosa Setelo Sánc
Jefa de Equipo de Presupuesto
Oficina Ejecutiva de Planeamiento Estratégico
INSTITUTO NACIONAL DE REHABILITACIÓN
"Dra. Adriana Rebaza Flores"


Ing. Econ. Luisa Hilda Vera Cárdenas
C.I.P. 108010
Directora Ejecutiva
Oficina Ejecutiva de Planeamiento Estratégico
INSTITUTO NACIONAL DE REHABILITACIÓN
"DRA. ADRIANA REBAZA FLORES"
AMSTAD PERÚ - JAPÓN

DEVENGADOS Vs MARCO PRESUPUESTAL - 2014
(EN NUEVOS SOLES)

SECTOR : 11 SALUD
PLIEGO : 011 M. DE SALUD
EJECUTORA : 009 INSTITUTO NACIONAL DE REHABILITACION [000125]

MENSUALIZADO

| FF | CATEGORIA GENERICA | PIM | ENE | FEB | MAR | ABR | MAY | JUN | JUL | AGO | SET | OCT | NOV | DIC | TOTAL DEVENGADOS | SALDO |
|----|-----------------------|-------------------|---------------------|---------------------|---------------------|---------------------|---------------------|---------------------|-------------|-------------|-------------|-------------|-------------|-------------|----------------------|----------------------|
| | RESUMEN ... | | | | | | | | | | | | | | | |
| | TOTAL FUENTE 1 | 43,148,598 | 1,850,625.12 | 1,995,904.37 | 1,996,385.97 | 2,172,351.39 | 2,337,152.81 | 2,972,383.19 | 0.00 | 0.00 | 0.00 | 0.00 | 0.00 | 0.00 | 13,324,802.85 | 29,823,795.15 |
| | TOTAL FUENTE 2 | 5,193,127 | 5,256.00 | 55,932.56 | 52,808.52 | 25,423.78 | 141,954.55 | 309,148.03 | 0.00 | 0.00 | 0.00 | 0.00 | 0.00 | 0.00 | 590,523.44 | 4,602,603.56 |
| | TOTAL | 48,341,725 | 1,855,881.12 | 2,051,836.93 | 2,049,194.49 | 2,197,775.17 | 2,479,107.36 | 3,281,531.22 | 0.00 | 0.00 | 0.00 | 0.00 | 0.00 | 0.00 | 13,915,326.29 | 34,426,398.71 |


.....
ic. Adm. Juana Rosa Sotelo Sánc
Jefa de Equipo de Presupuesto
Oficina Ejecutiva de Planeamiento Estratégico
INSTITUTO NACIONAL DE REHABILITACIÓN
"Dra. Adriana Rebaza Flores"



.....
Ing. Econ. Luisa Hilda Vera Cárdenas
C.I.P. 308010
Directora Ejecutiva
Oficina Ejecutiva de Planeamiento Estratégico
INSTITUTO NACIONAL DE REHABILITACIÓN
"DRA. ADRIANA REBAZA FLORES"
AMISTAD PERÚ - JAPÓN

DEVENGADOS Vs MARCO PRESUPUESTAL - 2014
(EN NUEVOS SOLES)

SECTOR : 11 SALUD
PLIEGO : 011 M. DE SALUD
EJECUTORA : 009 INSTITUTO NACIONAL DE REHABILITACION [000125]

M E N S U A L I Z A D O

| FF | CATEGORIA GENERICA | PIM | ENE | FEB | MAR | ABR | MAY | JUN | JUL | AGO | SET | OCT | NOV | DIC | TOTAL DEVENGADOS | SALDO |
|------------------------------------|---------------------------|------------|------|----------|-----------|------------|------------|------------|------|------|------|------|------|------|---------------------|---------------|
| 1 RECURSOS ORDINARIOS | | | | | | | | | | | | | | | | |
| EN2.6 | ADQUISICION DE ACTIVOS NO | 18,334,054 | 0.00 | 5,000.00 | 82,883.42 | 203,460.99 | 502,375.58 | 663,398.60 | 0.00 | 0.00 | 0.00 | 0.00 | 0.00 | 0.00 | 1,457,118.59 | 16,876,935.41 |
| PARCIAL FTE | 1 | 18,334,054 | 0.00 | 5,000.00 | 82,883.42 | 203,460.99 | 502,375.58 | 663,398.60 | 0.00 | 0.00 | 0.00 | 0.00 | 0.00 | 0.00 | 1,457,118.59 | 16,876,935.41 |
| 2 RECURSOS DIRECTAMENTE RECAUDADOS | | | | | | | | | | | | | | | | |
| EN2.6 | ADQUISICION DE ACTIVOS NO | 966,707 | 0.00 | 0.00 | 0.00 | 0.00 | 0.00 | 0.00 | 0.00 | 0.00 | 0.00 | 0.00 | 0.00 | 0.00 | 0.00 | 966,707.00 |
| PARCIAL FTE | 2 | 966,707 | 0.00 | 0.00 | 0.00 | 0.00 | 0.00 | 0.00 | 0.00 | 0.00 | 0.00 | 0.00 | 0.00 | 0.00 | 0.00 | 966,707.00 |
| TOTAL EJECUTORA | | 19,300,761 | 0.00 | 5,000.00 | 82,883.42 | 203,460.99 | 502,375.58 | 663,398.60 | 0.00 | 0.00 | 0.00 | 0.00 | 0.00 | 0.00 | 1,457,118.59 | 17,843,642.41 |


 Lic. Adm. Juana Rosa Sotelo Sánc.
 Jefa de Equipo de Presupuesto
 Oficina Ejecutiva de Planeamiento Estratégico
 INSTITUTO NACIONAL DE REHABILITACIÓN
 "Dra. Adriana Rebaza Flores"



 Ing. Econ. Lusa Hilda Vera Cárdenas
 C.I.P. 108010
 Director Ejecutivo
 Oficina Ejecutiva de Planeamiento Estratégico
 INSTITUTO NACIONAL DE REHABILITACIÓN
 "DRA. ADRIANA REBAZA FLORES"
 AMISTAD PERÚ - JAPÓN

DEVENGADOS Vs MARCO PRESUPUESTAL - 2014
(EN NUEVOS SOLES)

SECTOR : 11 SALUD
PLIEGO : 011 M. DE SALUD
EJECUTORA : 009 INSTITUTO NACIONAL DE REHABILITACION [000125]

M E N S U A L I Z A D O

| FF | CATEGORIA GENERICA | PIM | ENE | FEB | MAR | ABR | MAY | JUN | JUL | AGO | SET | OCT | NOV | DIC | TOTAL DEVENGADOS | SALDO |
|----|-----------------------|-------------------|-------------|-----------------|------------------|-------------------|-------------------|-------------------|-------------|-------------|-------------|-------------|-------------|-------------|---------------------|----------------------|
| | RESUMEN ... | | | | | | | | | | | | | | | |
| | TOTAL FUENTE 1 | 18,334,054 | 0.00 | 5,000.00 | 82,883.42 | 203,460.99 | 502,375.58 | 663,398.60 | 0.00 | 0.00 | 0.00 | 0.00 | 0.00 | 0.00 | 1,457,118.59 | 16,876,935.41 |
| | TOTAL FUENTE 2 | 966,707 | 0.00 | 0.00 | 0.00 | 0.00 | 0.00 | 0.00 | 0.00 | 0.00 | 0.00 | 0.00 | 0.00 | 0.00 | 0.00 | 966,707.00 |
| | TOTAL | 19,300,761 | 0.00 | 5,000.00 | 82,883.42 | 203,460.99 | 502,375.58 | 663,398.60 | 0.00 | 0.00 | 0.00 | 0.00 | 0.00 | 0.00 | 1,457,118.59 | 17,843,642.41 |


Dra. Adriana Rebaza Flores
Jefa de Equipo de Presupuesto
Oficina Ejecutiva de Planeamiento Estratégico
INSTITUTO NACIONAL DE REHABILITACION
"Dra. Adriana Rebaza Flores"


Ing. Econ. Luisa Hilda Vera Cárdenas
C.I.P. 108010
Directora Ejecutiva
Oficina Ejecutiva de Planeamiento Estratégico
INSTITUTO NACIONAL DE REHABILITACION
"DRA. ADRIANA REBAZA FLORES"
AMISTAD PERÚ - JAPÓN